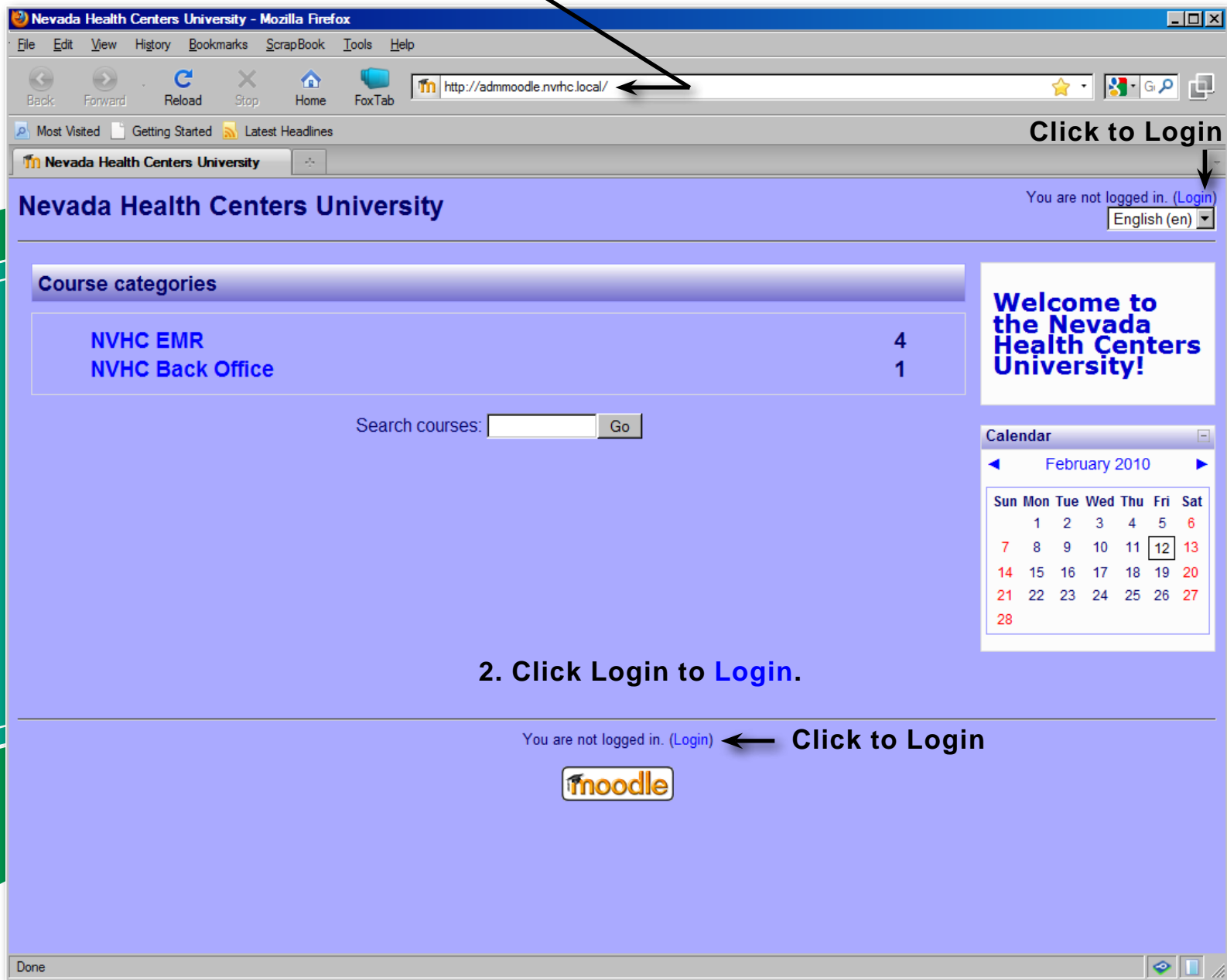


NEVADA HEALTH CENTERS, INC. UNIVERSITY

MOODLE
BASICS
101



1. <http://admmoodle.nvrhc.local/> is the web address used to access Moodle.



1.  <http://admmoodle.nvrhc.local/>

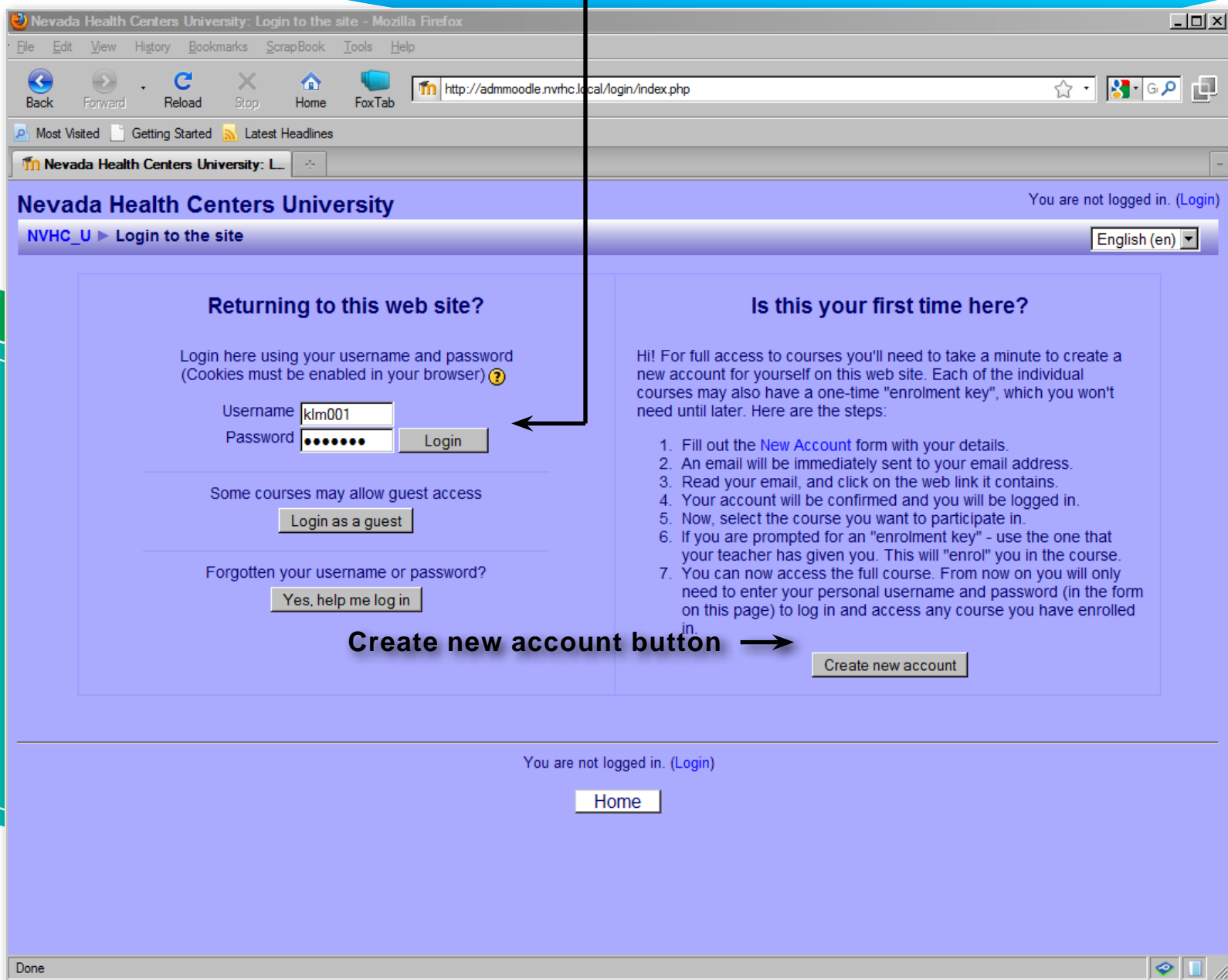
<http://admmoodle.nvrhc.local/> is the web address used to access Moodle.

2. You are not logged in. (Login)

English (en) ▼

Click Login to **Login**.

Login using the Username and Password provided to you.



3.

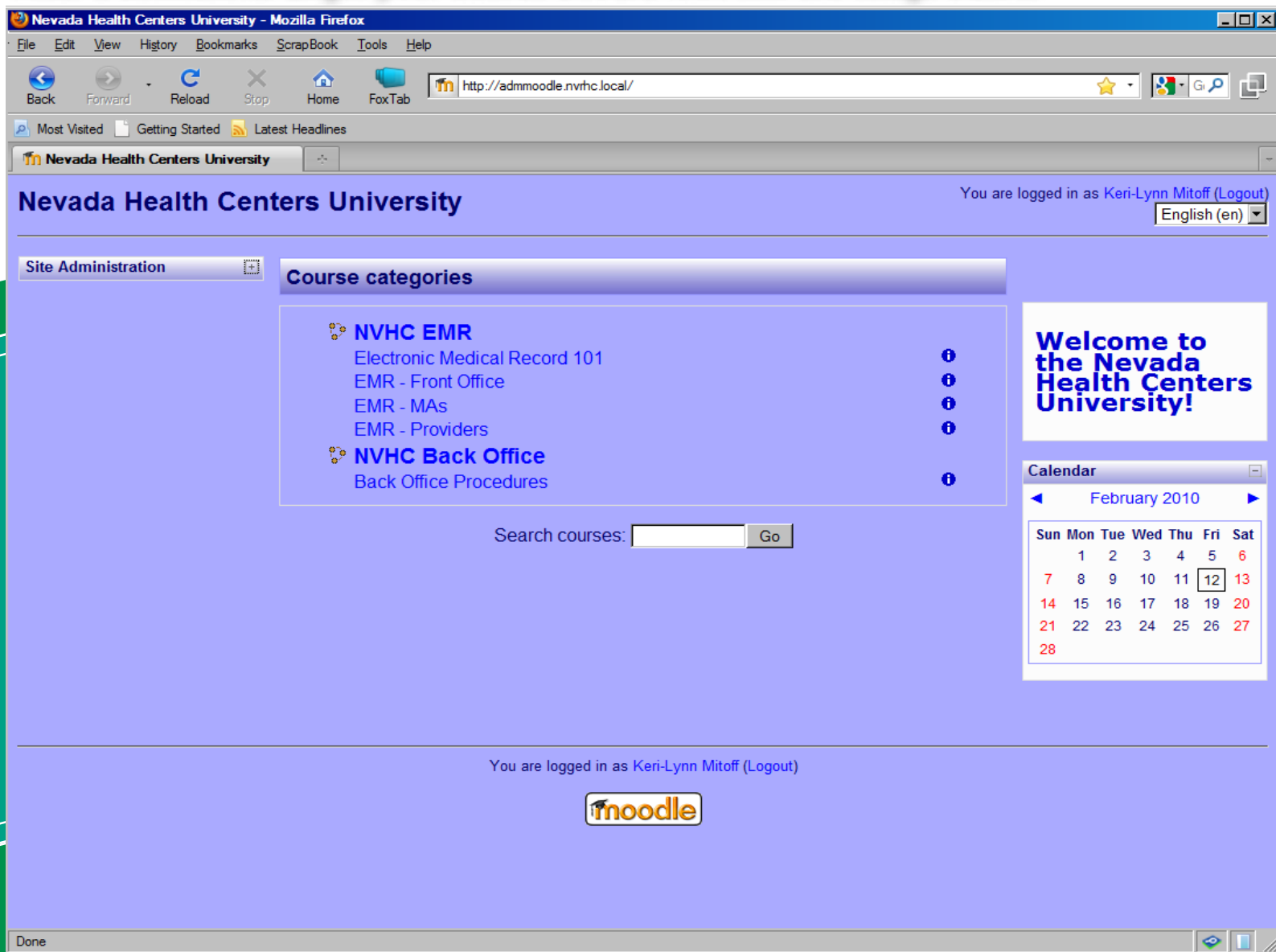
Username
Password

Type in your Username & Password to access your specific training in Moodle.

4.

After typing in your Username & Password click on the Login button.

After a successful Login your screen should look like the image below.



5. Depending on your position or function, you will choose the category of courses that are required for you. Providers are required to take the courses for Providers, MA's are required to take the courses for MA's, etc.



6. Click on **NVHC EMR** to take that course.

The screenshot shows the Moodle interface for Nevada Health Centers University. The browser window title is "Nevada Health Centers University - Mozilla Firefox" and the address bar shows "http://admmoodle.nvhc.local/". The user is logged in as "Keri-Lynn Mitoff (Logout)".

The main content area is titled "Course categories" and contains a list of course categories:

- NVHC EMR** (indicated by an arrow from the instruction above)
 - Electronic Medical Record 101
 - EMR - Front Office
 - EMR - MAs
 - EMR - Providers
- NVHC Back Office**
 - Back Office Procedures

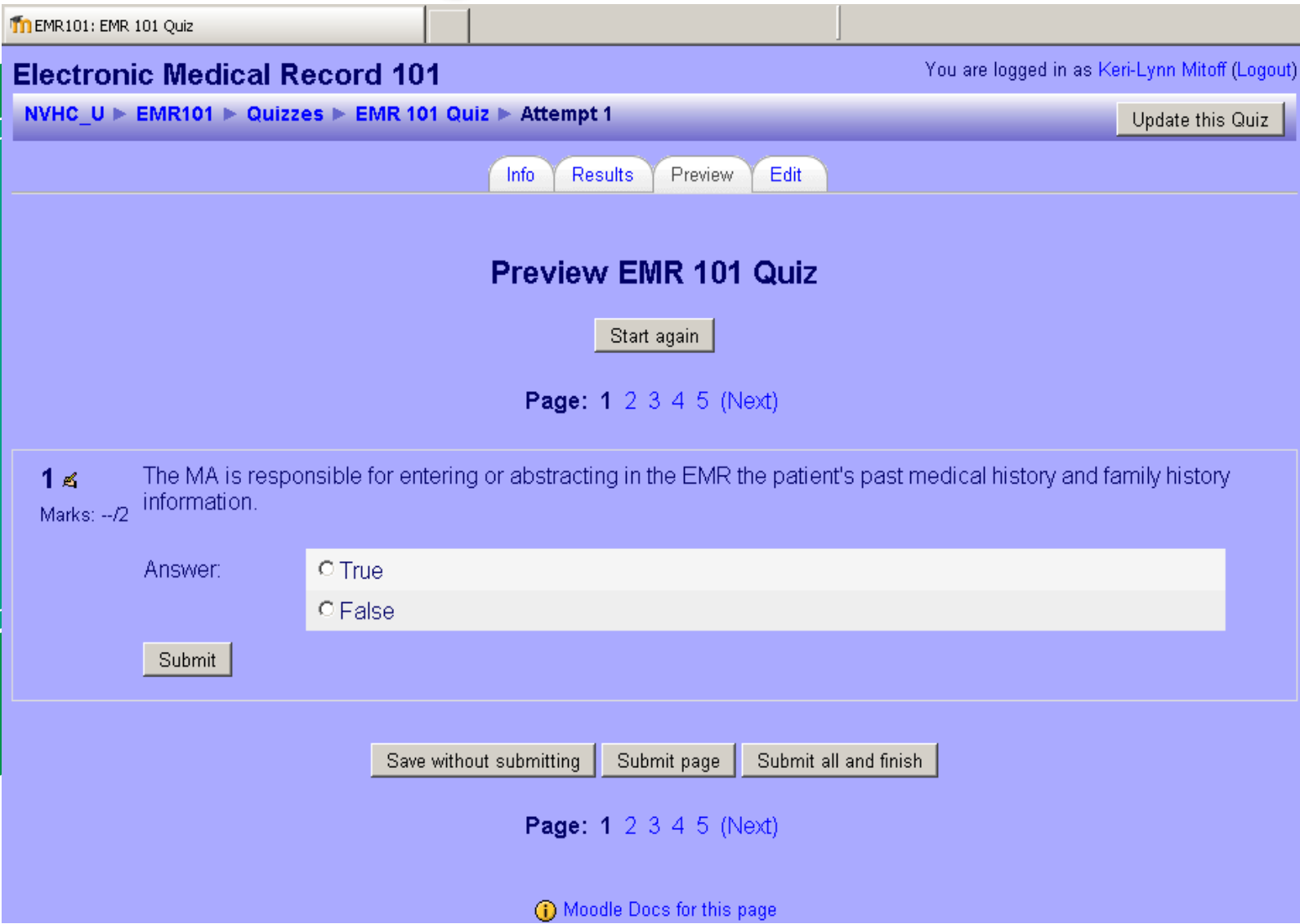
Below the list is a search box labeled "Search courses:" with a "Go" button. To the right, there is a "Turn editing on" button and a "Welcome to the Nevada Health Centers University!" message. Below that is a calendar for February 2010, with the 12th highlighted.

At the bottom of the page, it says "You are logged in as Keri-Lynn Mitoff (Logout)" and the Moodle logo is displayed. The browser's status bar at the bottom shows the URL "http://admmoodle.nvhc.local/course/category.php?id=3".

NVHC EMR

7. Depending on the category of courses that are required, you can check your syllabus as to what courses you need to take. After each course there is a Test or Exam.

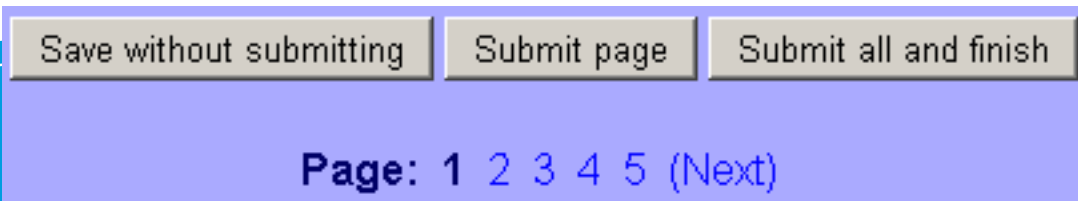
Below is an image of the EMR 101 Quiz



8. Below is an image of the top bar that shows you where you are in Moodle & the course you are taking.














9. Below are your choices for submitting your quiz answers.



10. If you have further questions about Moodle on your own time you are free to learn more about Moodle at:

<http://moodle.org/>

Moodle Quick Icon Reference:

Icon	Effect	Icon	Effect	Icon	Effect	Icon	Effect
	Edit item	 *	Close/Hide item		Delete/Remove		Move (up/down)
 *	See all weeks/topics	 *	Open/Show Item		Indent/shift right		Move here
 *	See one week/topic		Help				Make Current (highlight) week/topic

TIP: Some icons toggle (*). For example, the open eye indicates that the resource is visible to students, while clicking it changes it to a closed eye, making it invisible to students.



NEVADA HEALTH CENTERS, INC. UNIVERSITY

ADMINISTRATIVE OFFICES:

CARSON CITY

1802 N. Carson St.

Suite 100

Carson City, NV 89701-1227

775.887.1590 Tel

775.887.7047 Fax

LAS VEGAS

4415 Spring Mountain Rd.

Suite 103

Las Vegas, NV 89102

702.307.5414 Tel

702.307.5421 Fax